



WEST CAP

2022 Community Needs Assessment Response Summary

A community needs assessment was conducted in Fall 2022 by surveying community members and partners in West CAP's 7 county service area. Focus groups were also held to get a deeper understanding of survey results. In total, there were 156 community member participants and 27 community partner participants.

Representation by county



ALICE Threshold

West CAP recognizes the United Way's ALICE research as being the best measure of financial hardship in Wisconsin. The table below displays the percentage of households not able to afford basic needs according to the ALICE Household Survival budget without using public assistance.

Barron	Chippewa	Dunn	Pepin	Pierce	Polk	St. Croix
37%	32%	33%	35%	32%	34%	27%

85%

The majority of our sample (85%) was **female**

40%

Most (40%) reported having obtained a **High School Diploma** or **GED**

47%

Most (47%) reported they **rent** their home

MOST IMPACTFUL FACTORS

Respondents were asked to identify which factor had the most impact on their households over the past year

Top 5 Impactful Factors

#1



Food & Nutrition

#2



Employment/Income

#3



Physical Health

#4



Housing

#5



Mental Health

FOOD SECURITY ISSUES

Please indicate either yes or no to each statement as it applies to your household, in the past year	Yes	No
Have you been able to afford enough food for your household?	88 (63%)	51 (37%)
Have you been able to afford to buy fresh fruits and vegetables every week?	69 (52%)	64 (49%)
Have you purchased food from a farmer's market?	57 (42%)	79 (58%)
Have you used a community food program (food distribution/pantries, free meals, etc.)?	86 (62%)	52 (38%)
Has your household used the Food Share (Food Stamps) program?	86 (63%)	51 (38%)

37%

reported **NOT** being able to afford enough food each week

EMPLOYMENT / EDUCATION / INCOME

Top Four Employment / Income / Education Related Needs



Assistance Paying for School



Learning to Manage Money



Help Getting a GED



Help Completing Tax Forms

41%

report needing help to manage their finances

TOP NEEDS / BARRIERS


Top Three Barriers to Seeing a Doctor



Cost of Medical Care




Lack of Transportation

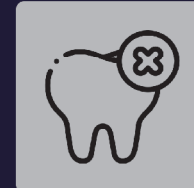


No Appt Fit Schedule

Top Three Barriers to Seeing a Dentist



Cost of Dental Care



No Dental Insurance



Lack of Transportation


Top Three Barriers to Seeking Mental Health Services



Cost of Coverage



Lack of Transportation



Lack of Doctors or Therapists

HOUSING

Top Three Housing-Related Needs



Unable to make repairs due to cost

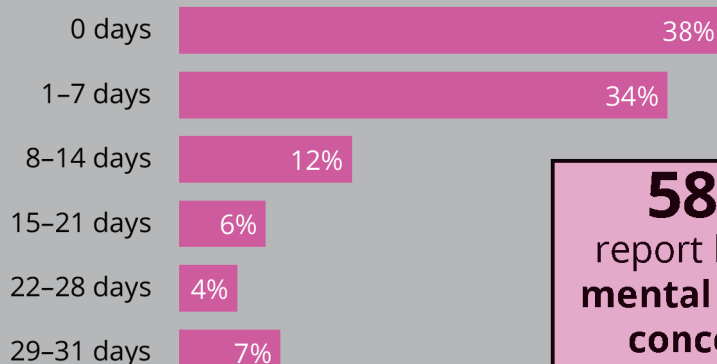


Paying for utility bills



Paying for home repairs

AVG. DAYS PER MONTH WITH A MENTAL HEALTH OCCURRENCE



58%
report having mental health concerns

View the full report

To view the full report, including insights from the 2022 West CAP community assessment of its seven county service area, feedback from other community partners, and the results of several focus groups held, please visit <https://westcap.org/> or use the QR code.

